


# ROYAL™

## HIGH QUALITY PRECISION LATHE

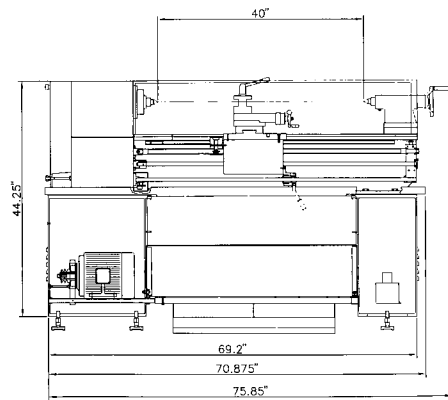
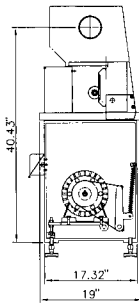
### Features:

- ASA D1-4 camlock 40mm(1<sup>9</sup>/<sub>16</sub>"spindle bore.
- Hardened ground bedway and spindle.
- Hardened and grounded gear in headstock.
- Headstock gears are made of SCM21.
- Enclosed type quick change gear box.
- Bath lub. in apron and gear box.
- Safety overload clutch for feed rod.
- 3HP 3PH main motor .
- Stand with chip tray & rapid brake.



# 1340G

OPTIONAL:"CE" EQUIPMENT; CHUCK COVER; GUARD FOR LEADSCREW; 2 SPEED MOTOR 3/1.5HP; HALOGEN LIGHT.



## SPECIFICATIONS

MODEL	1340G		
CAPACITIES	SWING OVER BED	Ø330mm	Ø13"
	SWING OVER CROSS SLIDE	Ø203mm	Ø8"
	DISTANCE BETWEEN CENTERS	1000mm	40"
	SWING OVER GAP	Ø508mm	Ø20"
	WIDTH OF BED WAYS	203mm	8"
HEADSTOCK	SPINDLE NOSE	ASA D1-4	
	SPINDLE BORE	Ø40mm	Ø1-9/16"
	TAPER OF SPINDLE BORE	M.T.#5	
	TAPER OF CENTER IN SLEEVE	M.T.#3	
	SPINDLE SPEEDS (8 STEPS)	85,140,230,365,475,770,1270,2000	
THREADS AND FEEDS	INCH THREADS	4-112 T.P.I. (40 KINDS)	
	METRIC THREADS	0.25-6.0 (22 KINDS)	
	MODULE PITCH THREADS	0.25-3.0 M.P.(OPTIONAL)	
	D.P. THREADS	8-112 D.P. (OPTIONAL)	
	LONGITUDINAL FEEDS PER REV	0.05mm-1.0mm	0.002"-0.04"
	CROSS FEEDS PER REV	0.025mm-0.5mm	0.001"-0.02"
	LEADSCREW DIAMETER \ PITCH	Ø25mm \ 6mm PITCH	Ø1" \ 4 T.P.I.
CARRIAGE	CROSS SLIDE TRAVEL	205mm	8-1/16"
	COMPOUND SLIDE TRAVEL	95mm	3-3/4"
	TOOLBLOCK CAPACITY	20mm × 20mm	3/4" × 3/4"
TAILSTOCK	TAPER OF TAILSTOCK	M.T.#3	
	SPINDLE TRAVEL \ DIA.	110mm \ Ø38mm	4-1/4" \ Ø1-1/2"
POWER	MAIN MOTOR	3HP 3ph	
	COOLANT PUMP	1/8 HP 3ph	
MACHINE DIMENSION	PACKING SIZE (L × W × H)	1930 × 735 × 1520mm	76" × 29" × 60"
	NET \ GROSS WEIGHT	770 KGS \ 980 KGS	1694 IBS \ 2156 IBS

Specifications subject to change without notice.

### STANDARD EQUIPMENT:

1. MAIN MOTOR 3HP 3ph.
2. STAND WITH CHIP TRAY.
3. RAPID BRAKE.
4. BACK PLATE (D1-4).
5. MT #3 CENTER.
6. REDUCING SLEEVE.
7. THREADING DIAL.
8. TOOL KIT & BOX.
9. 4 WAY TOOL POST.
10. COMPLETE ELECTRICAL EQUIPMENT.
11. INSTRUCTION MANUAL AND PARTS LIST.
12. GAP BED.
13. COOLANT PUMP SYSTEM.

### OPTIONAL EQUIPMENT:

1. REAR TOOL POST.
2. STAND WITH CHIP TRAY.
3. 4-JAW CHUCK 8".
4. FACE PLATE 12" (D1-4).
5. STEADY REST.
6. FOLLOW REST.
7. FULL LENGTH SPLASH GUARD.
8. QUICK CHANGE TOOL POST.
9. AMERICAN TOOL POST.
10. TELESCOPIC TAPER ATTACHMENT.
11. M.T.#3 ROLLING CENTER.
12. BED MICRO STOP SET.
13. SINGLE PHASE MOTOR 2HP.

14. 2 SPEED MOTOR 3/15HP (16 STEPS 42-2000 RPM).
15. CHUCK COVER.
16. 5 C COLLECT (M.T.#5).
17. 5 C COLLECT CHUCK.
18. MAGNETIC BRAKE.
19. 7" 3-JAW REVERSIBLE TOP JAW FLATBACK.
20. CSA ELECTRICAL EQUIPMENT.
21. HALOGEN LIGHT.
22. DRILL CHUCK AND ARBOR.
23. "CE" EQUIPMENT EXTRA CHARGE.

# ROYAL™

## Fortune International Inc

56 Veronica Ave. Somerset, NJ 08873

TEL : 732-2140700

FAX : 732-2140701

e-mail: sales@fortune-cnc.com

www.fortune-cnc.com

Dealer: \_\_\_\_\_